



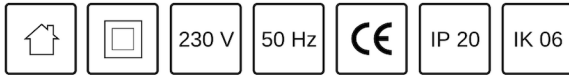
RONDA

RONDA belongs to the group of decorative surface mounted luminaires. Due to the small size, minimalist design and the choice of materials, RONDA can be used in public spaces, giving the interior a subtle elegance.



Application example:

offices, classrooms, toilets, Stairways, passageways, public buildings.



| Name | Power | Luminous flux | Protection class | IP | IK | CRI | CCT | Luminous efficacy |
|----------|-------|---------------|------------------|----|----|-----|--------|-------------------|
| RONDA 20 | 20 W | 1 600 lm | II | 20 | 06 | >80 | 4000 K | 80 lm / W |
| RONDA 30 | 30 W | 2 550 lm | II | 20 | 06 | >80 | 4000 K | 85 lm / W |

Technical parameters:

Power supply: 230 V AC / 50-60 Hz

Working temperature: 0°C... +40°C

Lifetime: > 24 000 h

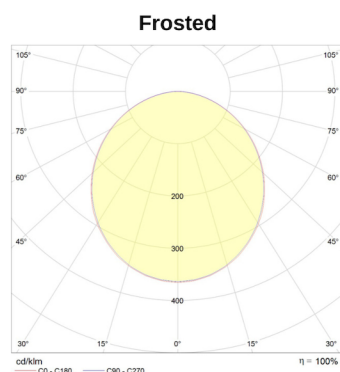
Power factor: >0,9

Installation: surface

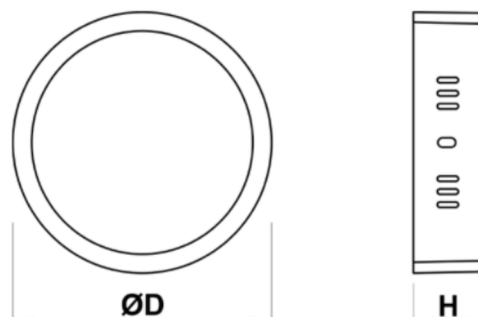
Housing: aluminium, PC

Warranty: 2 years

Light distribution curves:



Dimensional drawing:



| NAME | D (mm) | H (mm) | WEIGHT (kg) |
|----------|--------|--------|-------------|
| RONDA 20 | 220 | 31 | 0,40 |
| RONDA 30 | 300 | 31 | 0,55 |